



George Jay

My heart feels warm when I am
Kind to myself,
Kind to others,
& Kind to this place.



Code of Conduct

George Jay Elementary together with the Greater Victoria School District wishes to recognize and acknowledge the Esquimalt and Songhees Nations, on whose traditional territories, we live, we learn, and we do our work.

The students at George Jay Elementary are learning to be responsible global citizens. All students have the right to receive an education in a safe, positive, and caring environment. With these rights, comes responsibilities. We model and teach these rights and responsibilities to all members of our learning community.

Our
guiding
principles for
working together
are:




IMPLEMENTATION:

Behaviour expectations outlined in the Code of Conduct are consistently taught and actively promoted. Teachers introduce / review the Code of Conduct with their students at the beginning of the school year and refer to it throughout the year, using a variety of strategies and programs.

Strategies and programs used to support students in developing an understanding of the Code of Conduct:

- Co-constructing criteria for what: taking care of myself, each other, and this place looks like at George Jay.
- Engaging in Restorative Practices
- Modelling the behaviours expected from students
- Listening actively and openly
- Using our common language (take care of myself, each other, this place) to collaborate and to problem-solve
- Collaborating around solution-oriented problem-solving.
- Acting with compassion



Our code of conduct highlights a child focused lens. Students co-constructed the criteria to build and understand their rights and responsibilities.

A full copy of our Code of Conduct can be found here:
<https://georgejay.sd61.bc.ca/our-school/handbook-conduct/>

BE KIND
TO YOURSELF

The image features the text "BE KIND TO YOURSELF" in a black, ornate, cursive-style font. The text is arranged in two lines: "BE KIND" on the top line and "TO YOURSELF" on the bottom line, which is slanted downwards from left to right. The background is a vibrant red with a radial gradient, appearing brighter in the center. Scattered throughout the background are several 3D-style stars in various colors: light blue, dark blue, yellow, and red. The stars vary in size and are positioned around the text, some overlapping it.

Be Kind to Yourself.



Mange Bien!



Asking for help when I need it.



Je fais de l'exercice.



Using positive self talk.



Je dors beaucoup.

Be Kind to Yourself.



Listening to my favourite music.



I say to myself
"You've got this."



I can take deep breaths.



When I am
kind to myself
I feel happy!




Going for a run.


Be Kind to Yourself.



I love reading.



I am kind to myself when you hear me use my WITS.



It sounds like using encouraging words to your self.

Being kind feels like a warm hug.



Be Kind to Yourself.



I drink water.

By washing
your hands.




I can take a
deep breath.



Cherchez de la
nourriture pour toi-
même!




I feel happy
when I am
kind to myself.




BE KIND
TO EACH
OTHER

The image features the phrase "BE KIND TO EACH OTHER" in a black, decorative, calligraphic font. The text is arranged in three lines: "BE KIND" on the top line, "TO EACH" on the middle line, and "OTHER" on the bottom line. The background is a solid light blue. Scattered around the text are several 3D-style stars in three colors: red, yellow, and light blue. There are 10 stars in total, with some overlapping the letters of the text.


Be Kind to Each Other.



Supporter tes amis
quand ils ont un
besoin.



Giving
compliments.



By sharing
with others.



By saying please
and thank you.



By playing with
others.

Be Kind to Each Other.



I can use nice words.



Be patient with friends.



I like taking turns when playing games like cards.

Give a hug.



J'aide mon ami(e) à se concentrer.


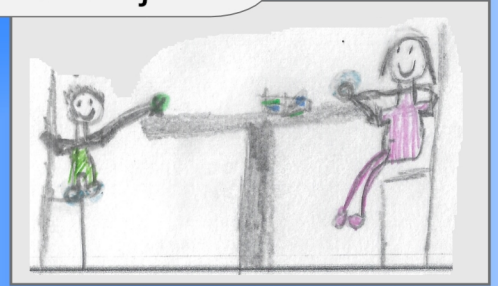


Be Kind to Each Other.

Play with someone who has no one to play with.



J'aide mon ami(e)
à jouer un jeu.




I am kind to
others when you
see me get help
for a friend from a
supervisor.


J'aide mon ami(e) à
lire un livre.



Share a ball with a friend
and teach them how to
play the game.



Be Kind to Each Other.



Being kind to each other by tucking in your chair so people don't bump into it.



Making sure I have a quiet voice.



Helping other people by picking up equipment.



By helping pick up equipment when the bell goes.



BE KIND

TO THIS

PLACE

Be Kind to this Place.

Jètte tes déchets
dans la poubelle.



Proud



We feel proud
when we take
care of this
place.



I see happy people
when I hold open the
doors.

By taking care of
our books.



Go out of your way
to pick up litter.



Be Kind to this Place.



When I use gentle hands with my friends.



Being kind to the school sounds like listening to others.

You can hear me clearing up my toys.



Je suis calme.

Being kind to this place looks like cleaning up.



Be Kind to this Place.



When I'm kind to this place it looks like peace.

I don't need this book so I am going to give it to the school.




Being kind to this place sounds like being quiet so you don't scare the animals.



By listening to others without interrupting.



Be Kind to this Place.



Being kind to this place sounds like playing music.

I am kind to this place when you see me wipe my feet on the carpet at the door.



Grow flowers.

Ne dessine pas sur l'école.

